

Traceable
Heraldic Art



Visual Reference

Table of Contents 2

Tinctures 3

Contrasting Tinctures 4

Furs, Treatments, & Semys 5

Simple Divisions 6

Multiple Divisions 7

Pointy Divisions 8

Central Ordinaries 9

Peripheral Ordinaries 10

Geometric Charges 11

Complex Lines 12

Beast Postures 13

Beast Attributes 14

Bird Postures 15

Fish and Other Postures 16

17

18

19

20

21

22

23

24

25

26

27

28

29

30

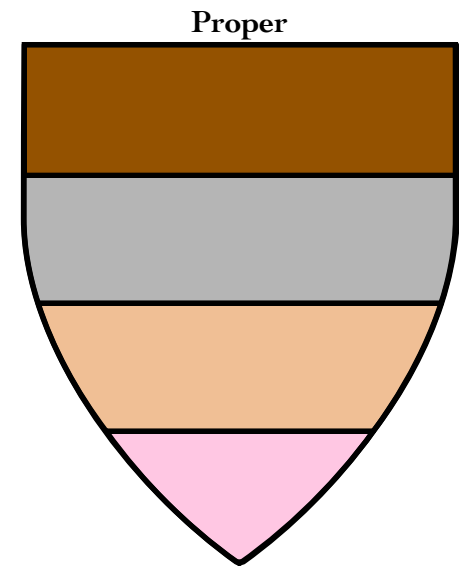







31

32

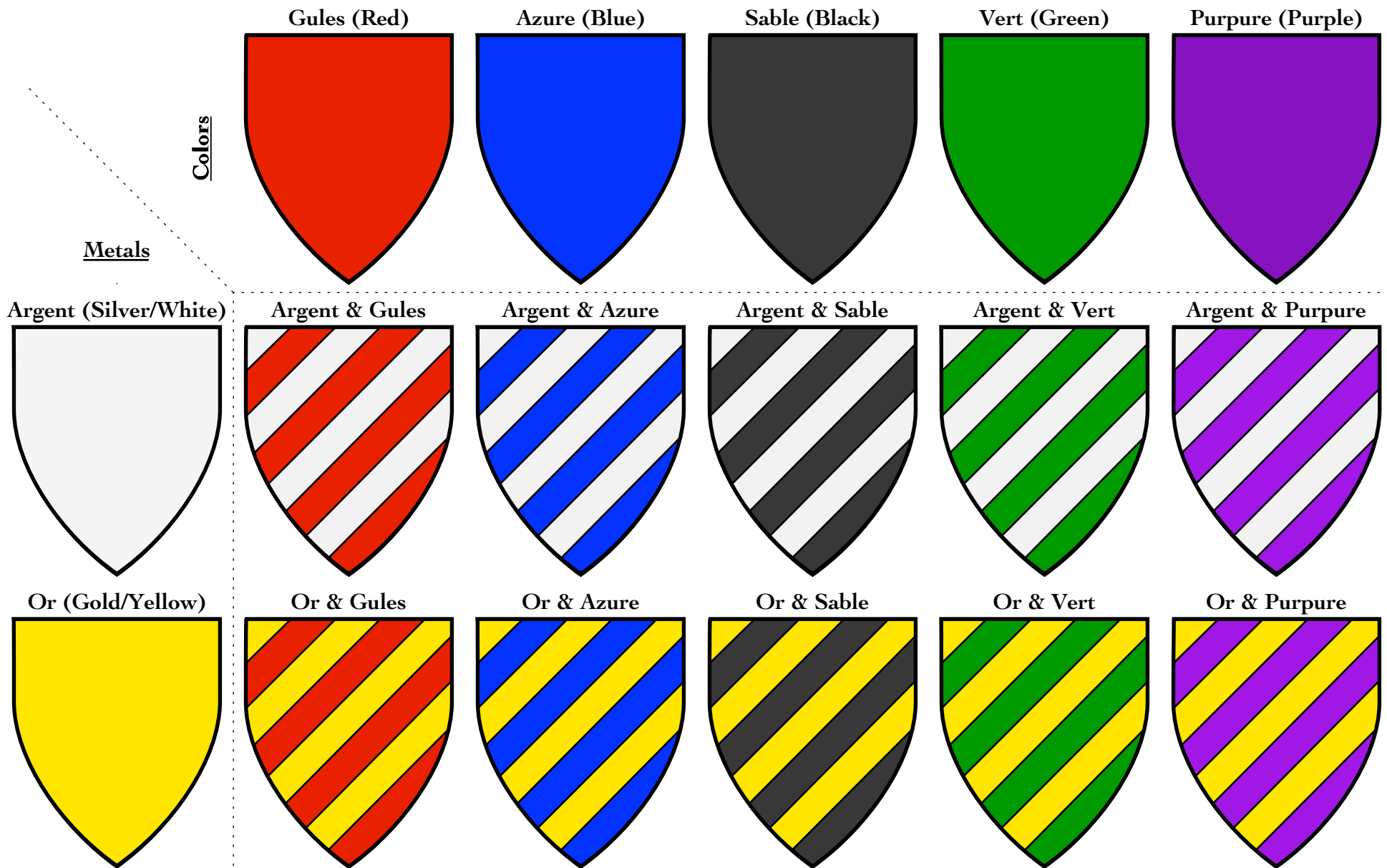
33

34


35



There are two light tinctures, named “metals”, and five darker ones, named “colors.”
 In period armory, all were very common, except vert was less frequent and purpure was rarer still.
 In a few cases, items may instead be colored as they would be found in the world, called “proper.”
 For example, some wooden objects may be colored brown, some stone objects may be gray, and people and some types of animals may be given natural skin tones.



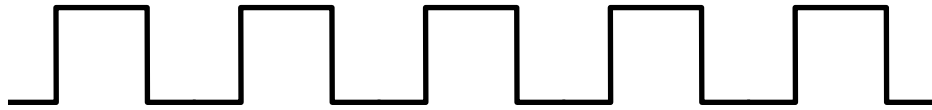
Any pairing of a metal and a color is said to have contrast, producing the following ten combinations.



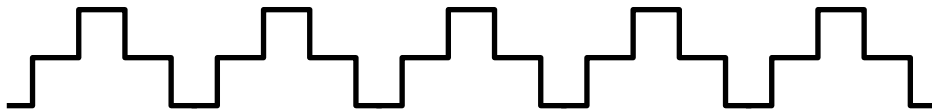
These combine two tinctures. Ermine and its relatives are furs. Vair and its relatives form the neutral furs, so called because they contain an equal amount of metal and colour. Masoned, papellony, and scaly are field treatments. Semys are formed by scattering a charge repeatedly over the field. Fretty and grillage are special charges which can extend to cover an area.

Furs, Treatments & Semys R.5

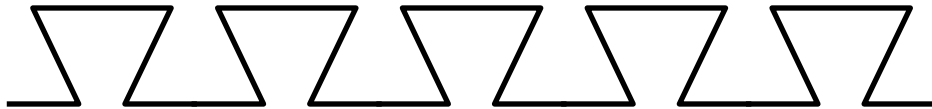
Embattled



Embattled Grady



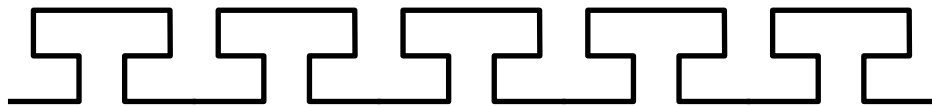
Dovetailed



Raguly




Potenty



Flory



Flory Counter-flory




Indented



Engrailed



Invected



Wavy



Nebuly



Urdy



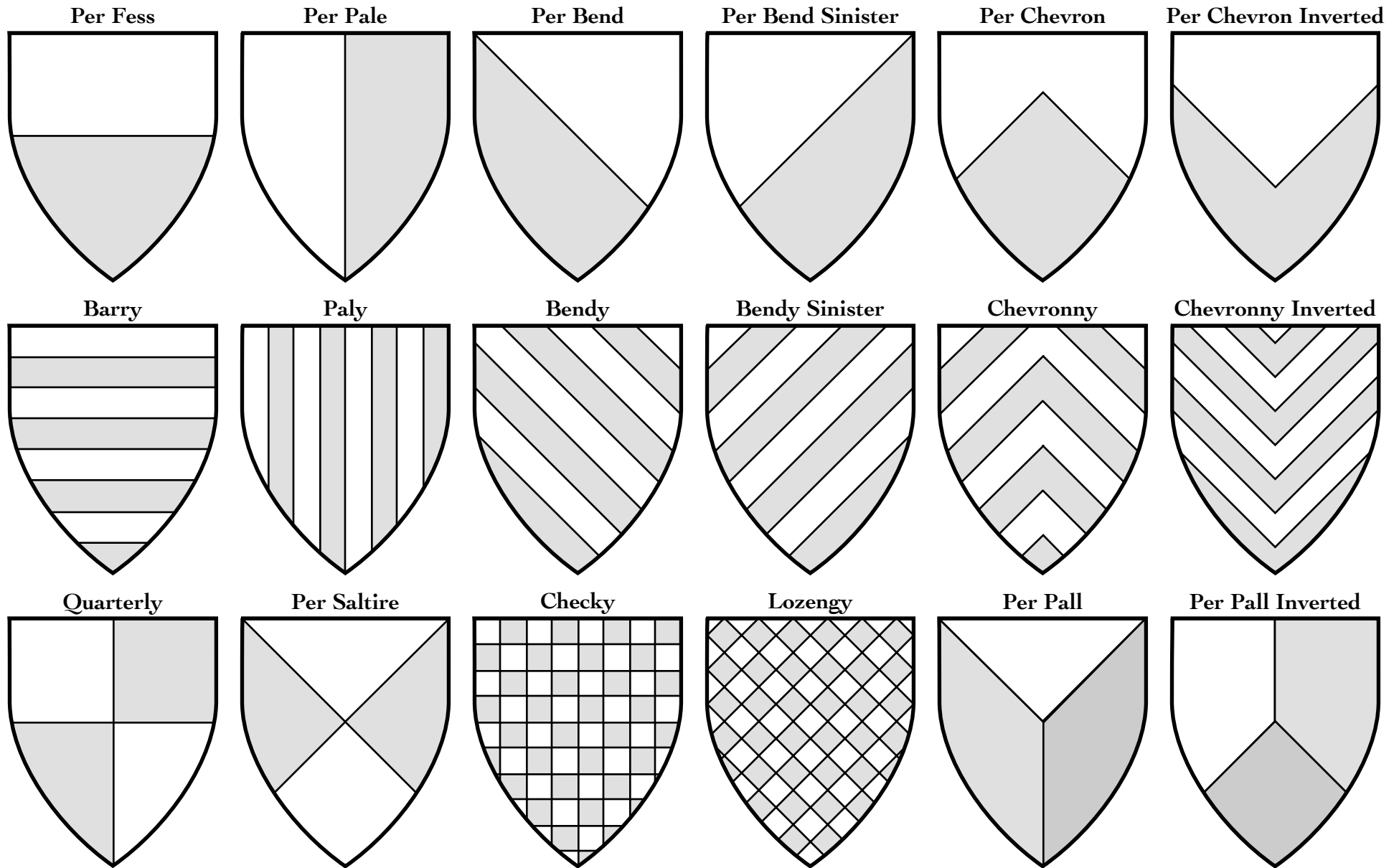
Rayonny



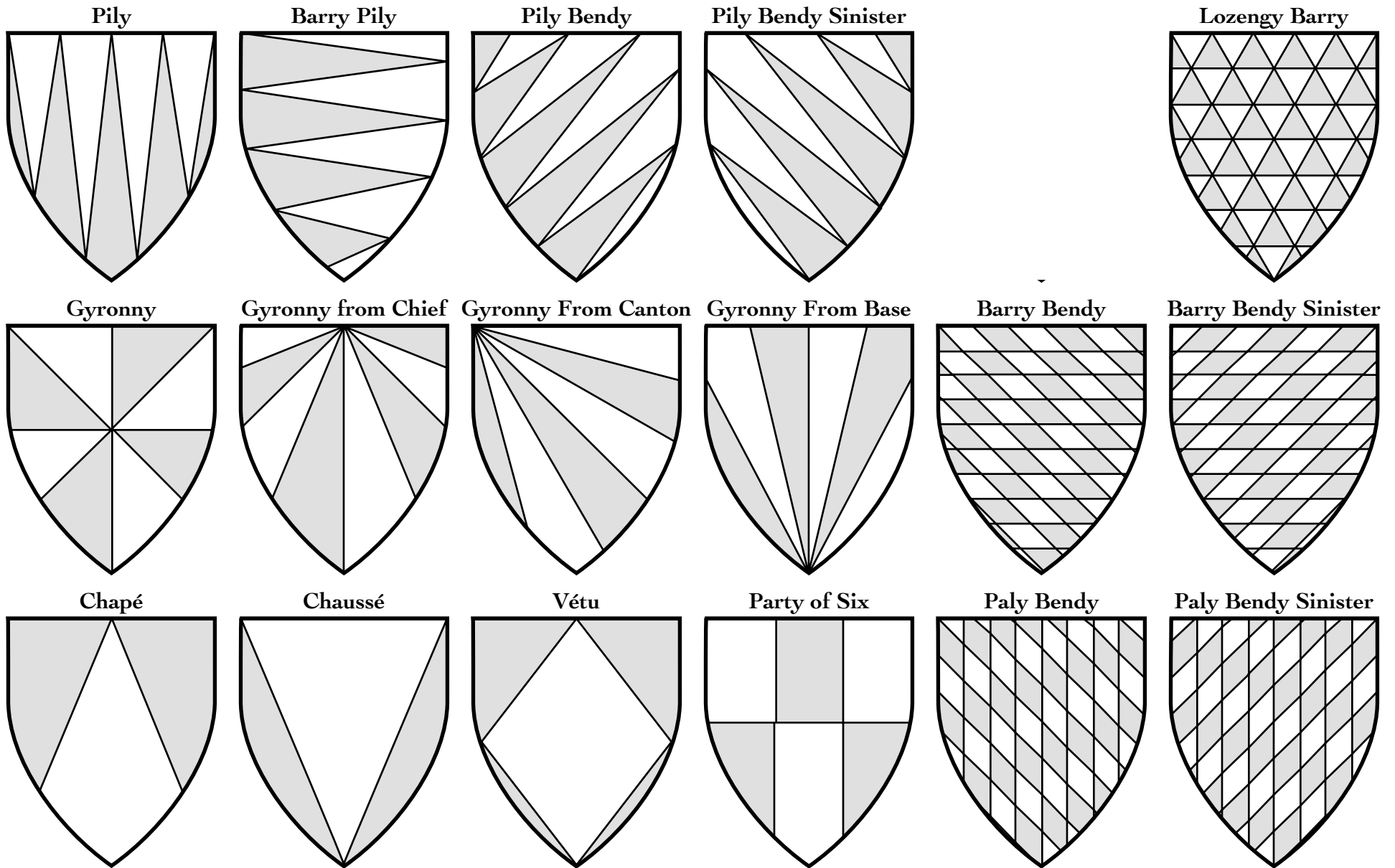
The straight edges of field divisions and ordinaries, known as "plain lines," may be replaced with any of these complex line styles.

	Ordinary A ~	Division Per ~	Arranged In ~	Orientation ~wise		Ordinary A ~	Division Per ~	Arranged In ~	Orientation In ~		Ordinary A ~	Location In ~	Orientation To ~
Fess					Cross					Chief			
Pale					Saltire					Base			
Bend					Chevron					Dexter			
Bend Sinister					Chevron Inverted					Sinister			
<p>* There are a few special cases where blazons don't follow the patterns shown above: A cross-wise division is blazoned "quarterly." The dexter-side ordinary is blazoned a "tierce," and the sinister a "tierce sinister." Arrangements may also be blazoned by number, so three charges in chevron are "one and two," or if in chevron inverted, "two and one."</p>					Pall					Canton			
					Pall Inverted					Sinister Canton			

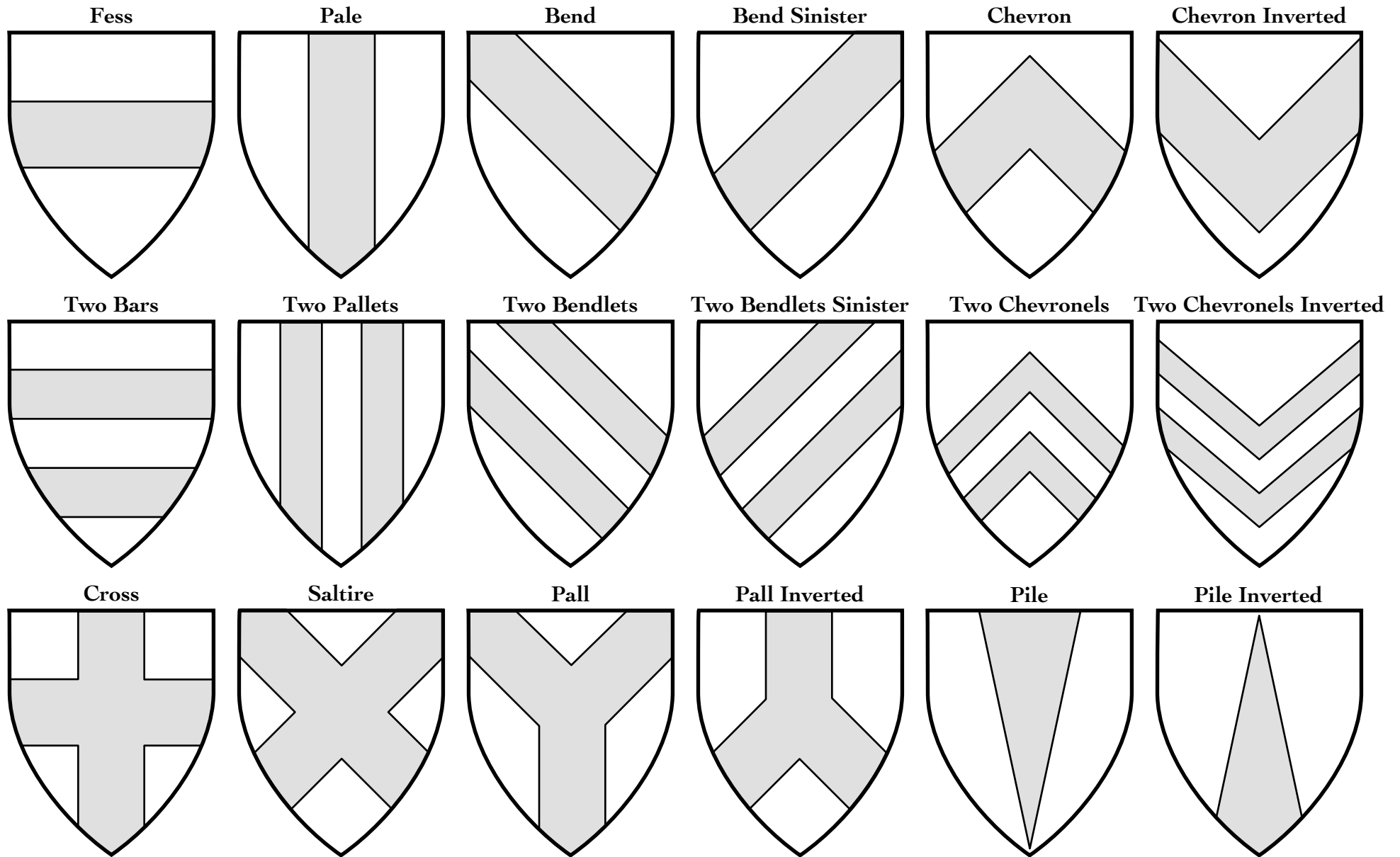
Copied from *Yehuda's Guide to Commonly Confused Heraldic Terms* by Julieann Galak.
 Adapted by Mathghamhain Ua Ruadháin.



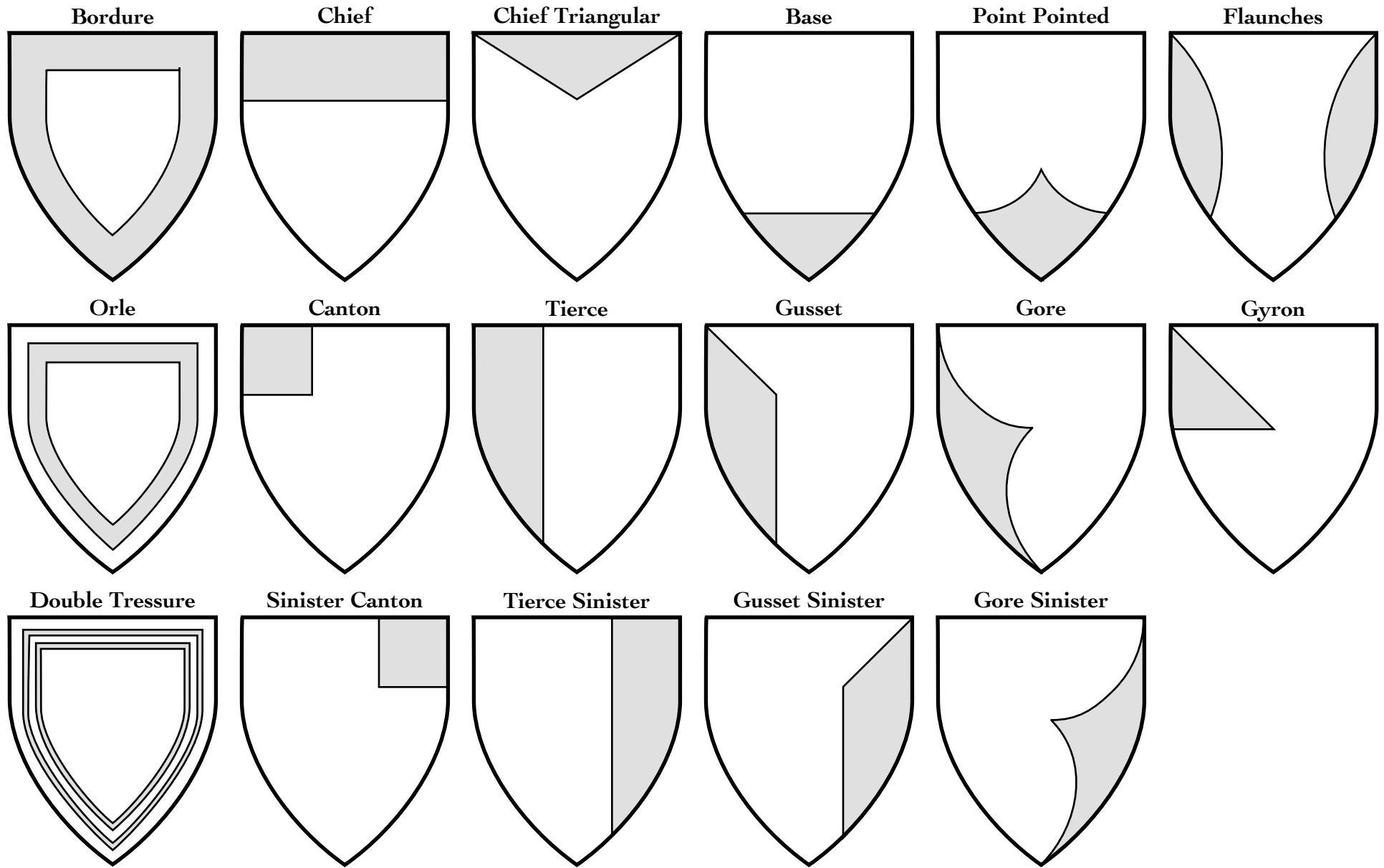
Simple divisions of two or four equal pieces may use any two tinctures. Divisions with more pieces must use two contrasting tinctures. Per pall and per pall inverted divide the field into three different tinctures, of which one or two must be a metal.




These divisions use two contrasting tinctures. Pily fields have triangles in parallel, while gyronny fields have triangles that meet at a point. Chapé, chaussé, and vétu each cloak the corners of the field in a contrasting tincture, which are typically not charged.



Ordinaries are simple geometric shapes that overlay the field; central ordinaries extend from the edge of the field and pass through its center. Many ordinaries have a different name, known as their “diminutives,” when there are two or more of them.




Ordinaries are simple geometric shapes that overlay the field; peripheral ordinaries follow the edge of the field but do not cross its center.




Mobile charges may be arranged in different locations on the field and made smaller or larger to fill the available space. The simplest charges are basic geometric shapes with few internal details.


Rampant (early)




Rampant (late)




Salient (early)




Salient (late)




Passant (early)




Passant (late)




Statant




Courant




Couchant




Dormant




Sejant




Sejant Erect



Sejant Affronty




Ululant (Canids)








Quadrupeds are typically displayed in these standard postures.


(Head) Gardant














(Head) Regardant



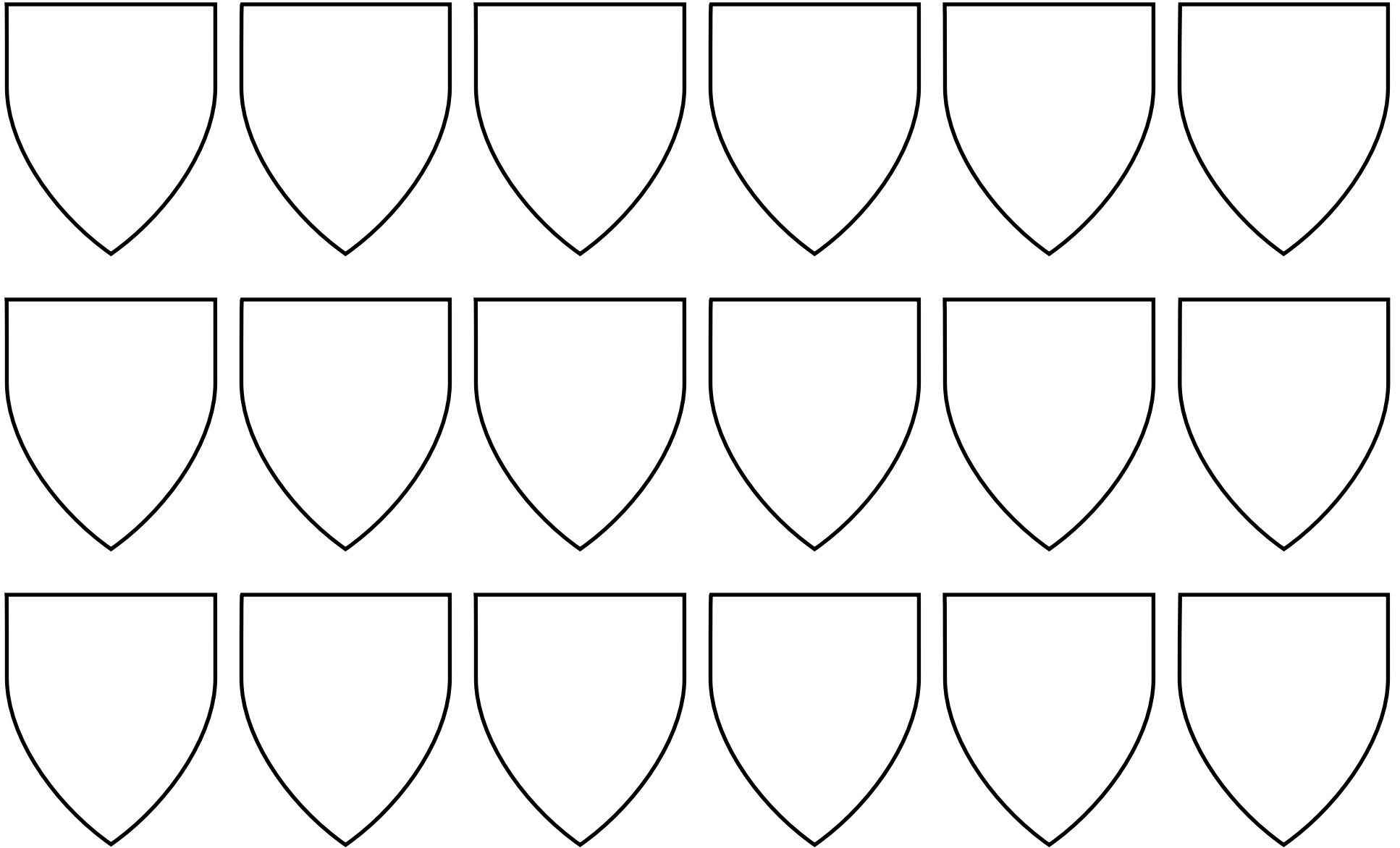
Queue Nowed



Queue Forchy




Beyond the overall posture, specific characteristics of an animal may be blazoned with these terms.




Birds are typically displayed in a few set postures.


Person Statant




Person Affronty




Person Mounted




Reptile Tergiant




Insect Volant




Serpent Glissant




Serpent Erect




Serpent In Annulo




Serpent Nowed



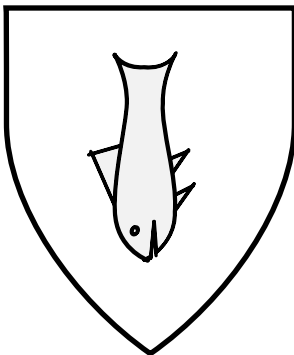
Fish Naiant




Fish Haurient





Fish Urinent



Fish Embowed



Counter-embowed



There are typical postures for people, fish, reptiles, and insects.